





LEGO BOOKCASE INSTRUCTIONS
KIT DESIGN AND INSTRUCTIONS COPYRIGHT 2022 TERRY ERICKSON

	<p>These parts are included in the Reading Nook kit to allow you to build a companion bookcase and 2 sets of books also shown here.</p> <p>If you have access to other Lego elements, you can make modified versions of a bookcase using other pieces.</p>
	<p>This simple bookcase is built by stacking 2 1x1 bricks onto each end of the 1x4 plates. Then put the grate piece between the bricks.</p> <p>You can either build a 2-shelf bookcase or 2 1-shelf bookcases.</p>
	<p>Build the 2 sets of 5 books by stacking them as shown. You can change the order, but always put the grate (flat top) on top.</p> <p>DID YOU KNOW: 5 plate heights are the same width as 2 studs as long as the top plate is a tile (has no stud on top).</p>
	<p>Shown here is both the 2-shelf and 1-shelf versions with the books in place.</p> <p>The books slide between the bricks and on top of the grate. It is a fairly tight fit, so be sure the plates are firmly pressed together.</p> <p>The book set can be removed from the bookcase by pushing it forward from the back.</p>

PARTS LIST:

Reading nook:

QUAN	DESIGN	COLOR	SIZE		USAGE
----	-----	-----	--X--X--	-----	-----
2	3034	Red	2	8	P Floor
6	11477	Lime	1	2	2P Carpet
2	3003	Blue	2	2	1 Seat
2	3010	Lime	1	4	1 wall
6	3004	Orange	1	2	1 wall
2	3623	Tan	1	3	P window sill
4	3023	Red	1	2	P window sill
1	3021	Tan	2	3	P Book shelf
1	2412b	Gray	1	2	P Book shelf (grate)
1	87087	Gray	1	1	1 Book holder
5	3005	Red	1	1	1 wall
4	3004	Lime	1	2	1 wall
4	60032	white	1	2	2 window
2	3010	Red	1	4	1 wall
3	99780	Red	1	2	2P Mount (2 knob)
2	4599a	Gray	1	1	2P Lamp
2	6141	Yellow	1	1	P Light
4	61409	Red	1	2	2P Roof (sloped)
6	15070	white	1	1	1 Snow (tooth)
2	3623 D	Green	1	3	P Roof eave

Reading nook books:

QUAN	DESIGN	COLOR	SIZE		USAGE
----	-----	-----	--X--X--	-----	-----
1	3023	Pink	1	2	P Book
2	3023	Green	1	2	P Book
1	3023	Orange	1	2	P Book
1	2412b	Gray	1	2	P Bookend (grate)

Bookcase:

QUAN	DESIGN	COLOR	SIZE		USAGE
----	-----	-----	--X--X--	-----	-----
2	3710	Orange	1	4	P Shelf
2	2412b	Gray	1	2	P Shelf (grate)
8	3005	Yellow	1	1	1 Side
4	3023	Yellow	1	2	P Book
4	3794b	Black	1	2	P Book (1 stud)
2	2412b	Gray	1	2	P Bookend (grate)